



ENROLL ON YOUR SCHEDULE

With AFenroll, you can learn about your available benefits and enroll anytime, anywhere. It also provides benefits overview videos and FAQs to help you select the coverage that meets your individual needs.





New Hires have 30-days from date of hire to enroll in benefits and submit documents within 24-hours of self enrolling or meeting with a representative.

Get Started

- 1 Visit afenroll.com/enroll**
Compatible browsers: Safari, Edge, and Chrome.
- 2 Enter your User ID:**
This is your Social Security Number
- 3 Enter your PIN:**
This is last four digits of your SSN + 8-digit date of birth (MMDDYYYY).
For example: 123401012000
- 4 Two-Factor Authentication**
American Fidelity has implemented two-factor authentication to add an extra layer of security to your enrollment experience. You will be prompted to select either an email address or a mobile phone number to receive a verification code. Once that code is received, you will input it into the prompt in AFenroll to verify your account.

- 5 Click the Log in button**

Tips

-  **Things to Know:**
Social Security numbers and dates of birth are required for all employees and their dependents.
-  **Choose Benefits:**
Review your benefits options to help ensure you have the proper coverage and opt out of those you do not need.
-  **Make Changes:**
Log in to AFenroll to make changes at any time during your enrollment period. **Before you log out, you must re-confirm with your signature or your enrollment will not be valid.**
-  **Print/Save Benefit Confirmation:**
Sign your Benefit Confirmation/Deduction Authorization Form using your signature

Preparation is Key

We know your time is valuable, so make sure to review this important information before your enrollment.

Benefits Education

- Watch for group meeting announcements
- Reach out to your American Fidelity account manager

What You Need


- Driver's license
- Bank account information (if signing up for direct deposit)
- Spouse and children's dates of birth and SSNs
- Beneficiary information (and, if a trust, the full name and date of trust)

Important Items to Review

- Beneficiaries/Dependents
- Available benefits options, including plans you may keep even if you change jobs or retire


You have several ways to enroll:

- 1) Self-Enroll
- 2) On-Site one-on-one appointments
- 3) Virtual Appointments



Schedule Your Appointment

<https://enroll.americanfidelity.com/7E5AD8D7>



Point your smart phone camera at the QR code and open the link that appears.

Wildomar Branch Office

800.365.9180

AFES-WildomarBranch@americanfidelity.com